

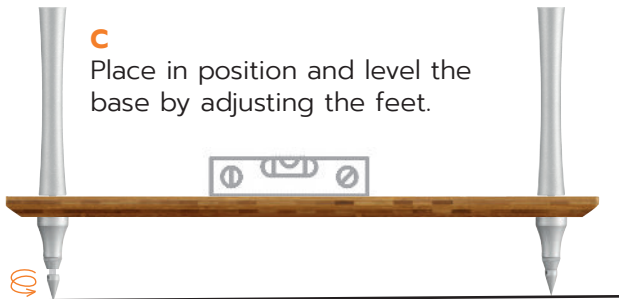
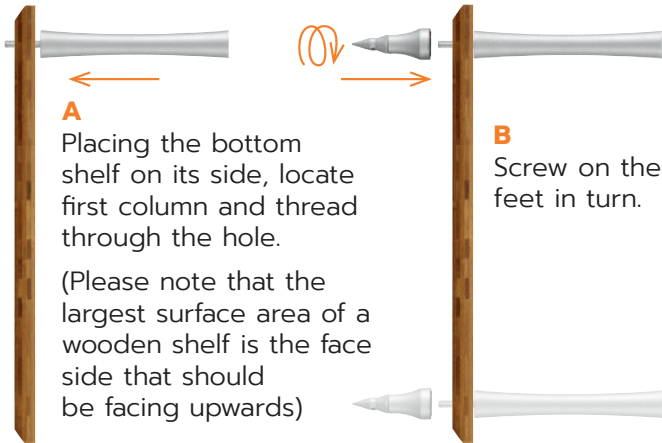
## Q4 & SVT Shelves :

Included with each shelf there is either one set of columns or feet with top bolts.

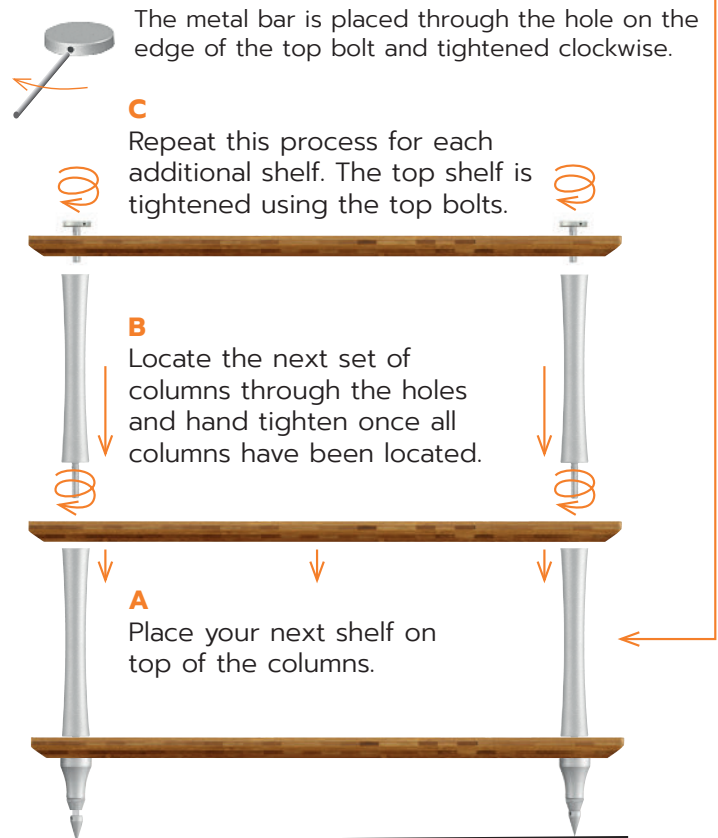
### CAUTION:

The columns are made from Aluminium which is a soft metal, so when screwing columns together please do not force the columns as they may seize up!  
It is very important not to tighten the columns or top bolts until they have all been located into their respective columns through the holes in the shelf.

## 1 Assembling the base shelf and feet



## 2 Building up your rack (follow from A to C upwards)



## Important performance information

Customer feedback and our listening tests over the last few years have shown that the shelf can be further tailored to your system – by adding the Bronze Upgrade to the top shelf of your rack as below.



## Quadraspire

Thank you for purchasing a Quadraspire Rack that we believe will make your HiFi sound even better. For further information about our Bronze Upgrade and the rest of our range visit our website :  
[www.quadraspire.co.uk](http://www.quadraspire.co.uk)



### QUADRASPIRE LIMITED

Unit 2 Hallatrow Business Park,  
Wells Road, Hallatrow, BS39 6EX, England  
+44 (0)1761 452178 | [sales@quadraspire.co.uk](mailto:sales@quadraspire.co.uk)